

Zoom - How do I Report a Participant in a Zoom Meeting?

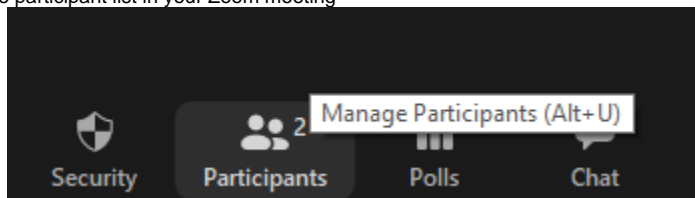
Use this guide when attempting to report a malicious participant in your Zoom meeting

Step-by-step guide

Note: Only hosts, and co-hosts, have the ability to report participants. Hosts/Co-hosts are not enable to report other hosts/co-hosts


Below are the steps to report a participant

1. Open the participant list in your Zoom meeting



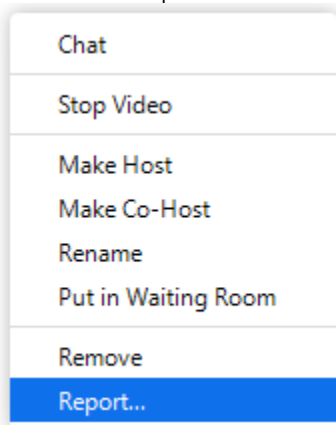
a.

2. Identify the participant you would like to report, and hover your pointer over their camera/microphone



a.

3. Click 'More', and then select 'Report...'



a.

- b. Please also send a follow-up email, to zoom.support@wsu.edu detailing what happened and who you reported.



Related articles

- [rsync: Versatile Data Copy](#)
- [OBIEE - Change Log - Maintenance](#)
- [SPAM](#)
- [How to Publish a Canvas Course for Student View](#)
- [Zoom - What are Concurrent Licenses?](#)