



# WSU Mobile - How to Personalize WSU Mobile

Follow these steps to personalize your WSU Mobile screen.

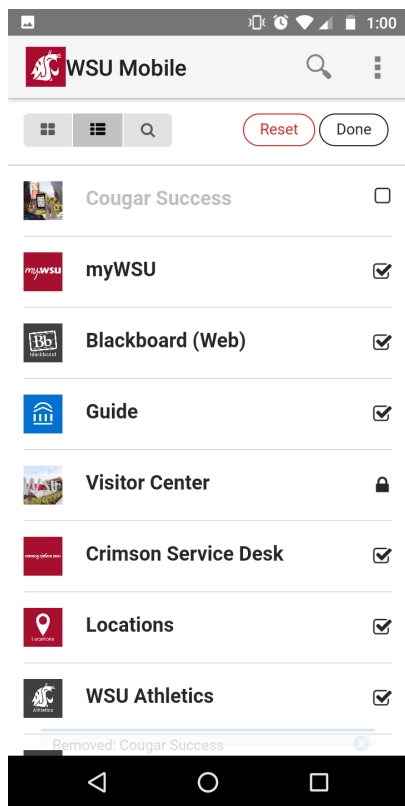
1. Starting on the homepage click on the 3 dots located on the top right corner of the screen



2. To remove tiles, click on the top right "X" of each tile.



3. To add new tiles, click on the list icon found 2nd on the top left corner of the screen.



4. Click done to save your updates.